

Washer plates (bearing)

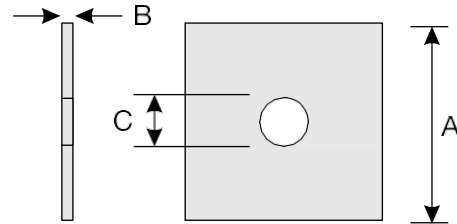
Category: Plates & washers

Introduction

We offer many types of bearing plates to meet your needs. Explore the options below to choose the right one for your project.

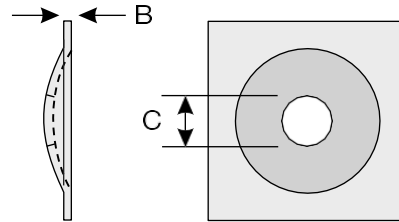
Flat Plate - for general use

- HSLA Grade 50 Class 2 Material (50,000 psi yield)
- A = 4" to 12" square
- B = 3/16" to 1 1/2" thick
- C = hole diameter as required
- Other sizes are available upon request
- Available with or without hanger eyelid



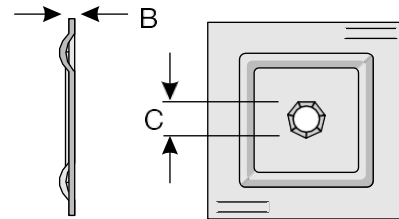
Domed Plate - se with anchor nuts, cable grips or spherical seat washers

- HSLA Grade 50 Class 2 Material (50,000 psi yield)
- A = 4" to 12" square
- B = 3/16" or 3/8" thick
- C = hole diameter as required
- Other sizes are available upon request
- Available with or without hanger eyelid



Push-on-Plate - for installing Screen/Mesh (Threaded Bolts)

- Heat treated to HRC 45 minimum
- A = 5" square
- B = 0.068" thick
- C = 5/8", 3/4" and 7/8" available
- Magnetic installation tool available



6" and larger plates meet or exceed ASTM F432 grade 2 specifications for deflection custom sizes and/or galvanizing available upon request.

Scan to get our app



iOS



Android